

TX-BRWG2A120-101

PRODUCT SPECIFICATION

Approved by:

Checked by:

Prepared by:

Part No.	TX-BRWG2A120-101	Spec No.	WKF-BA8001	Page	1 of 8
-----------------	------------------	-----------------	------------	-------------	--------

TYANSHINE 广州市添鑫光电有限公司
Guangzhou Tianxin Photoelectric Co., Ltd

TYANSHINE 广州市添鑫光电有限公司
Guangzhou Tianxin Photoelectric Co., Ltd

TYANSHINE 广州市添鑫光电有限公司
Guangzhou Tianxin Photoelectric Co., Ltd

TYANSHINE 广州市添鑫光电有限公司
Guangzhou Tianxin Photoelectric Co., Ltd

TYANSHINE 广州市添鑫光电有限公司
Guangzhou Tianxin Photoelectric Co., Ltd

TYANSHINE 广州市添鑫光电有限公司
Guangzhou Tianxin Photoelectric Co., Ltd

TYANSHINE 广州市添鑫光电有限公司
Guangzhou Tianxin Photoelectric Co., Ltd

TYANSHINE 广州市添鑫光电有限公司
Guangzhou Tianxin Photoelectric Co., Ltd.

广州市添鑫光电有限公司
Guangzhou Tianxin Photoelectric Co., Ltd.

TYANSHINE 广州市添鑫光电有限公司
Guangzhou Tianxin Photoelectric Co., Ltd.

TYANSHINE 广州市添鑫光电有限公司
Guangzhou Tianxin Photoelectric Co., Ltd.

TYANSHINE 广州市添鑫光电有限公司
Guangzhou Tianxin Photoelectric Co., Ltd.

TYANSHINE 广州市添鑫光电有限公司
Guangzhou Tianxin Photoelectric Co., Ltd.

TYANSHINE 广州市添鑫光电有限公司
Guangzhou Tianxin Photoelectric Co., Ltd.

Characteristics at $I_f=500mA$, $V_r=5V$ ($T_a=25^\circ C$)

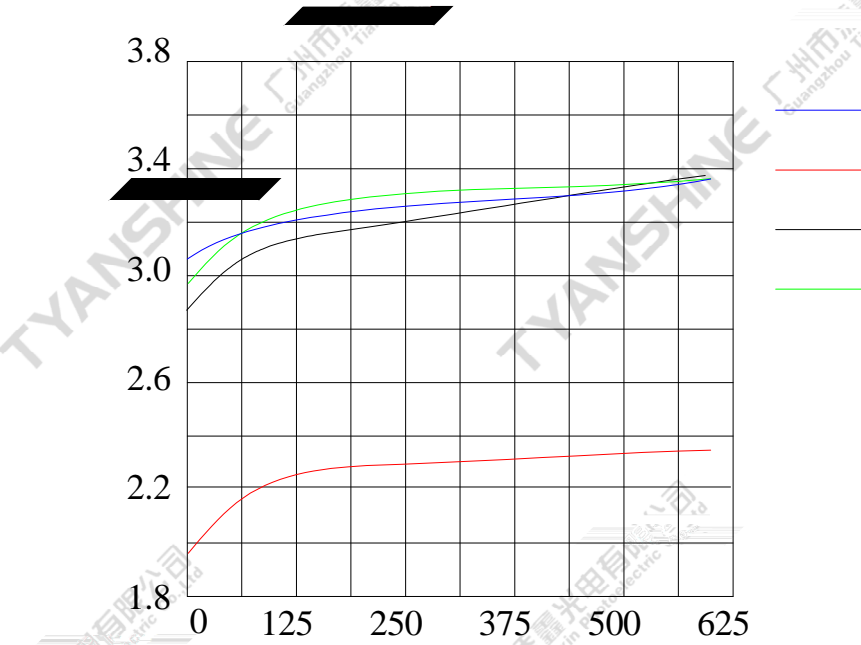
Parameter	Symbol	Emitting Color	Values			Units
			Min.	Typ.	Max.	
Luminous Flux	v	B	20	40	—	lm
		R	70	105	—	
		W	130	170	—	
		G	125	160	—	
Viewing Angle at 50°	2 1/2	B	—	120	—	Deg
		R	—	120	—	
		W	—	120	—	
		G	—	120	—	
Peak Emission Wavelength	p	B	450	455	460	nm
		R	627	632	637	
		G	510	515	520	
Dominant Wavelength	d	B	455	460	465	nm
		R	618	623	628	
		G	518	522	528	
Correlated Colour Temperature	CCT	W	6000	7000	8000	
Spectral Line Half-Width		B	15	20	25	nm
		R	15	20	25	
		W	15	20	25	
		G	25	30	35	
Forward Voltage	V _f	B	3.0	3.3	3.6	V
		R	2.0	2.3	2.6	
		W	3.0	3.3	3.6	
		G	3.0	3.3	3.6	
Reverse Current	I _R	—	—	—	10	μA
Thermal Resistance Junction to Case	R _{J-C}	—	—	1.5	—	K/W
Temperature Coefficient of Forward Voltage	V _{F/T}	—	—	-2	—	mV/

Notes:

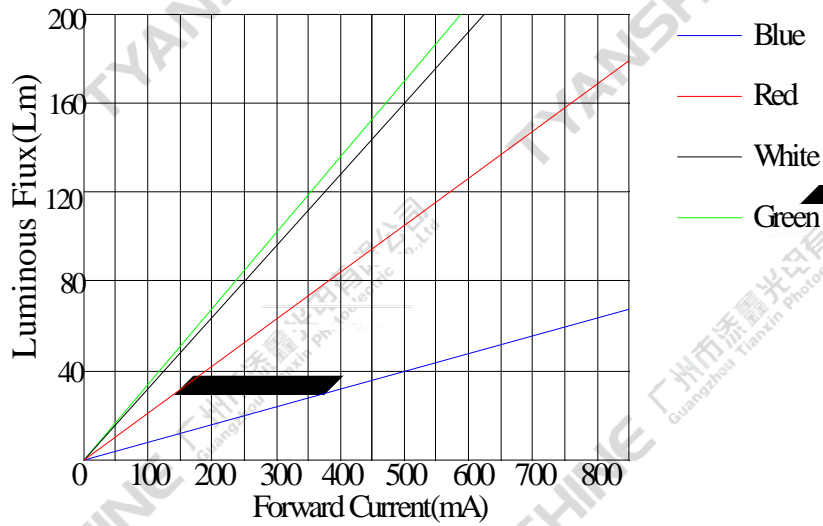
- Luminous intensity is measured with a [redacted] and filter combination that approximates the CIE eye-response curve.
- 1/2 is the off-axis angle at which the luminous intensity is half the axial luminous intensity
- The dominant wavelength (d) is derived from the CIE chromaticity diagram and represents the single wavelength which defines the color of the device. [redacted]
- Flux is measured with an accuracy of ±15%.
- Forward voltage is measured with an accuracy of ±0.15V.

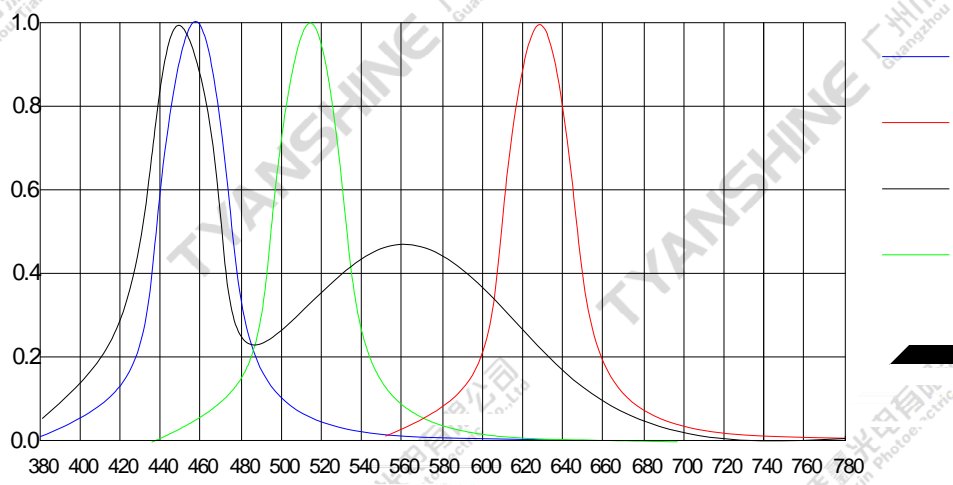
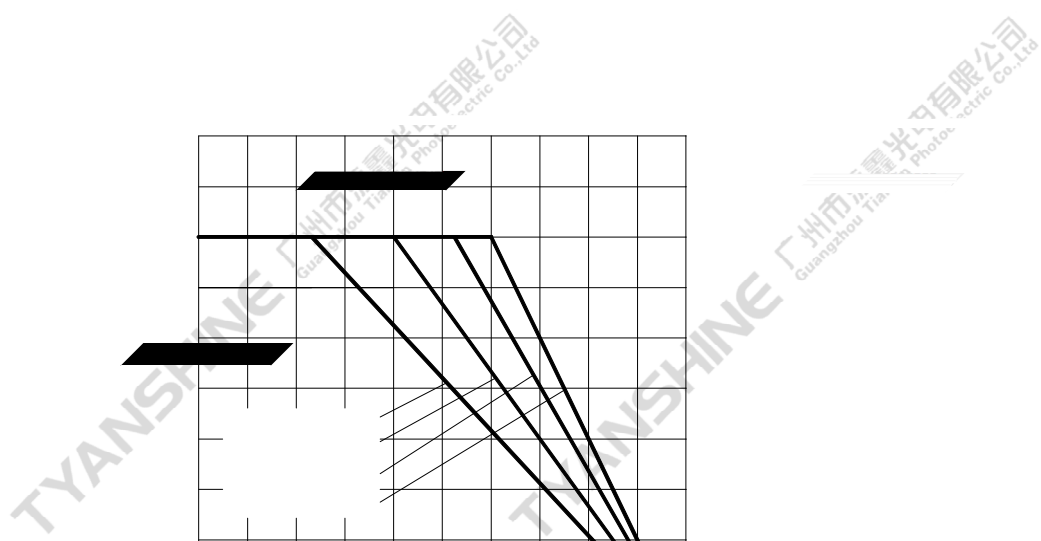
Typical Electrical / Optical Characteristics Curves

(25 Ambient Temperature Unless Otherwise Noted)




Forward Current VS. Luminous Flux





Part No.	TX-BRWG2A120-101	Spec No.	WKF-BA8001	Page	6 of 8
-----------------	------------------	-----------------	------------	-------------	--------

B(TQC07.001s 0 0 0 sn 1.0000)9 272.9826 752.949m 1.00000 0 0 1.0



Part No.	TX-BRWG2A120-101	Spec No.	WKF-BA8001	Page	7 of 8
-----------------	------------------	-----------------	------------	-------------	--------

