

E
C
F
H
E

LED

4600 A.

G N

C

A

N .

-3870 42F A3-N 3CD-01

N .

KF-E 0001

1 9

://

:1.0

N .

-3870 42E

://

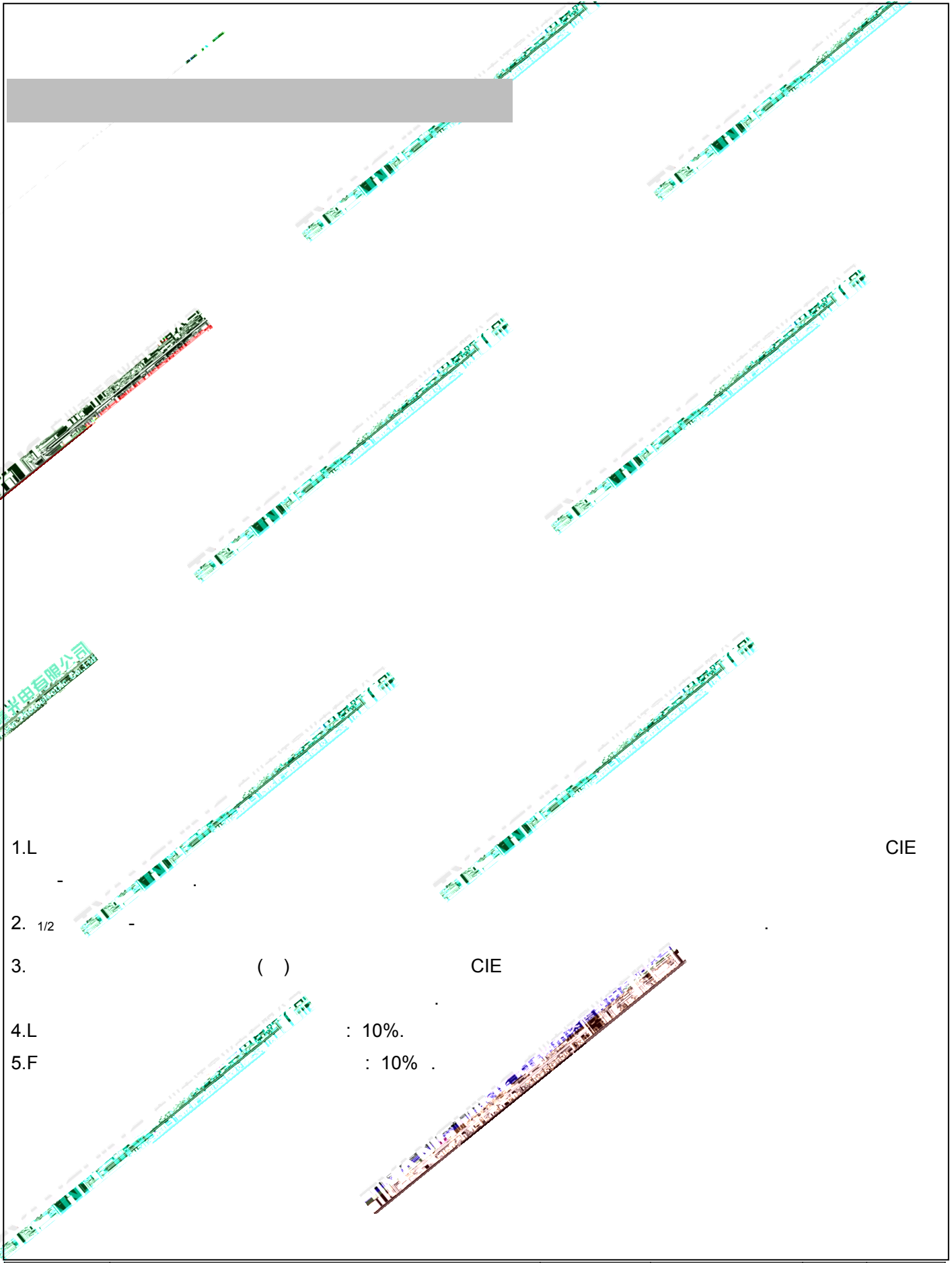
F C	IF	4600	A
		N	
D	D	45	
J		150	
E D (E D)	E D	2000	
		-40 +70	
		-30 +125	

- 1.
- 2.
- 3.

E D:
A IC HIELD E

LED. I
LED. A

N .	-3870 42F A3-N 3CD-01	N .	KF-E 0001	3 9
-----	-----------------------	-----	-----------	-----



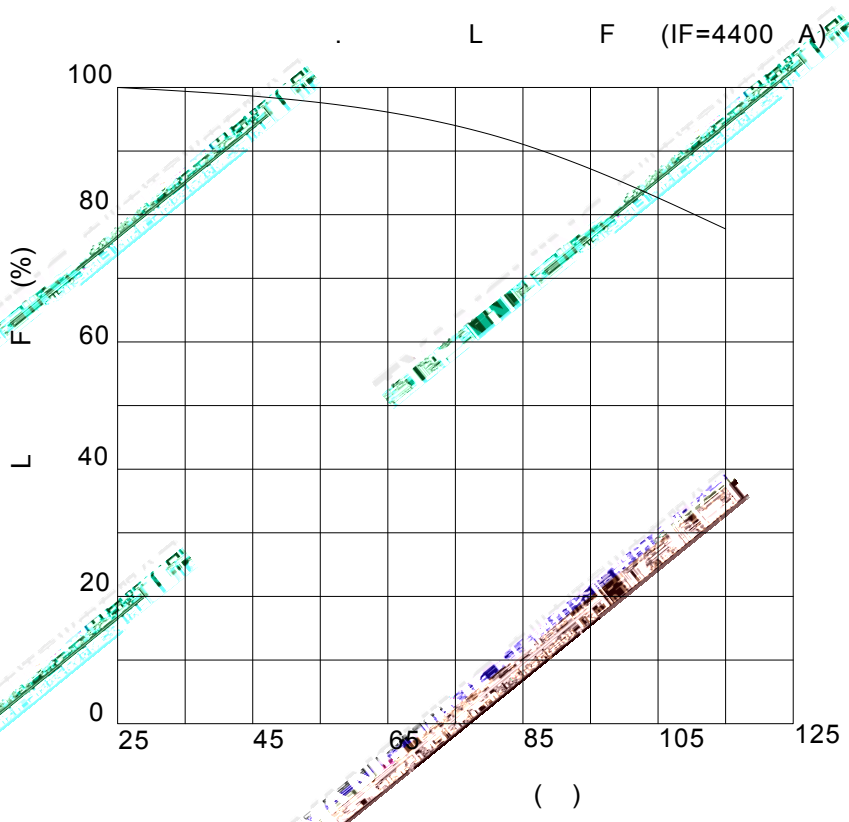
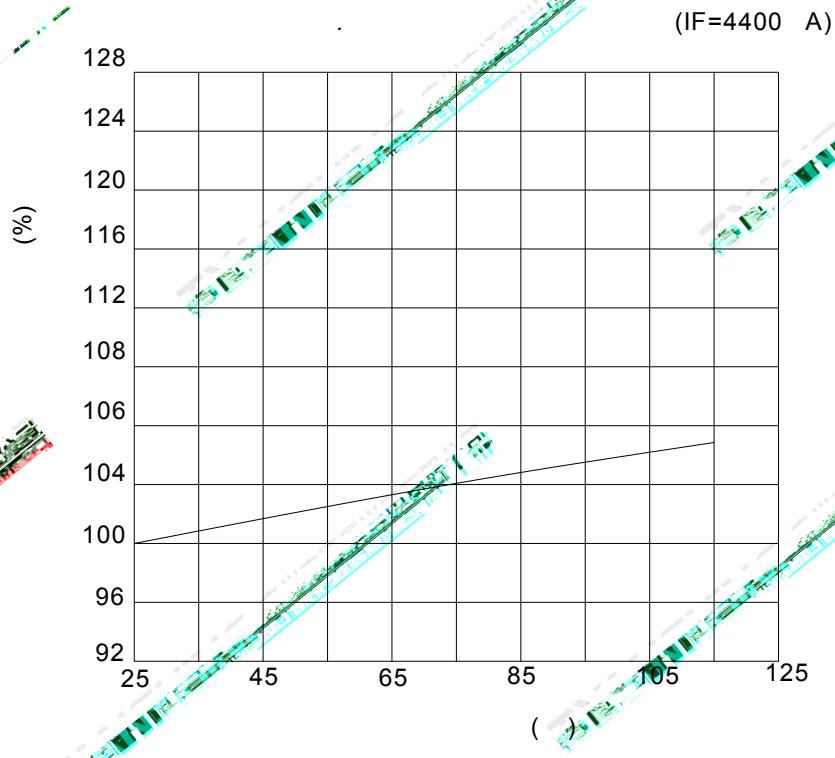
1.L
2. 1/2
3. () CIE
4.L : 10%.
5.F : 10% . CIE

N .	-3870 42F A3-N 3CD-01	N .	KF-E 0001	4 9
-----	-----------------------	-----	-----------	-----

://

:1.0





N .	-3870 42F A3-N 3CD-01	N .	KF-E 0001	6 9
-----	-----------------------	-----	-----------	-----

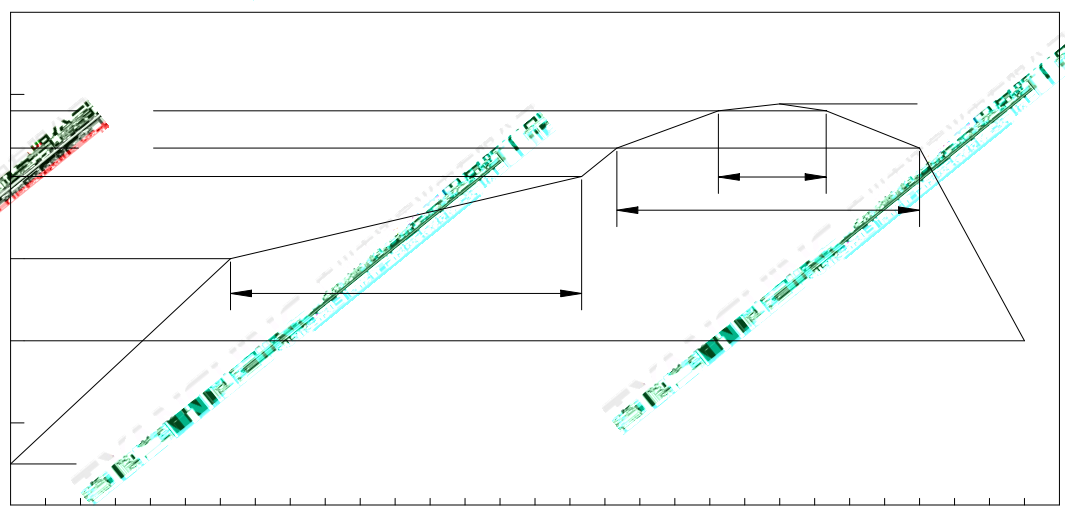


N .

:// . . .

:1.0


: 5 30 (41 86)
H : 60% H M .



-	25 150	-	-	2	3	K/
			60	100	120	
-		-	-	2	3	K/
L		L		217		
L		L	-	80	100	
			-	245	260	
5			10	20	30	
-	-5 K 100	-	-	3	6	K/
	25	-		-	480	-
A						
N .	-3870 42F A3-N 3CD-01	N .	KF-E 0001		8 9	

://

:1.0



N .	-3870 42F A3-N 3CD-01	N .	KF-E 0001	9	9
-----	-----------------------	-----	-----------	---	---

://

:1.0