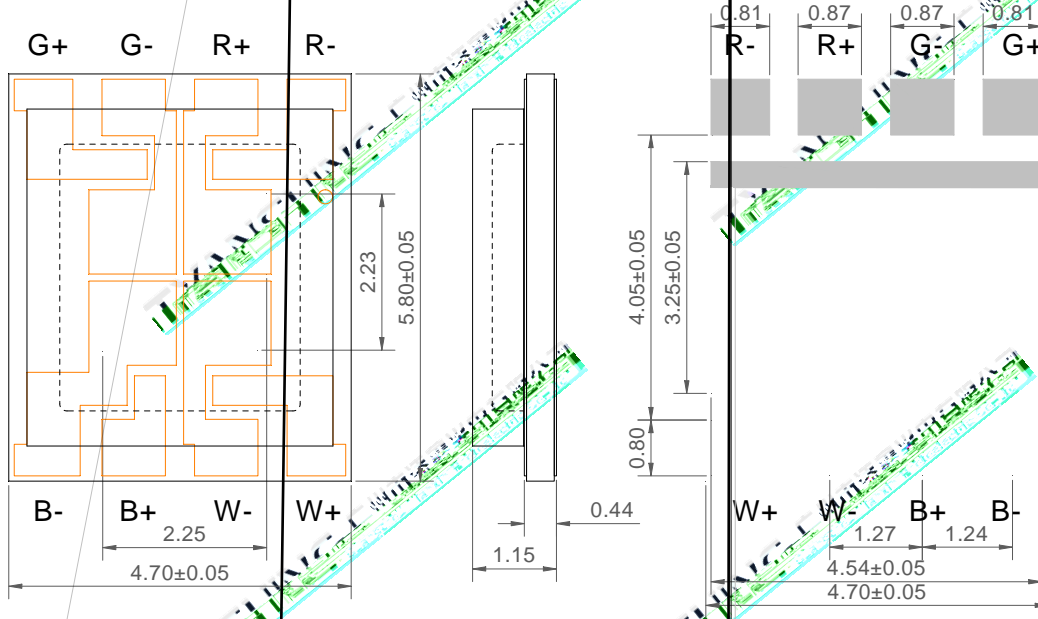


Provide uniform cross distribution of positive white and warm white dual color scheme, mixed pure.
 High luminous output.
 No UV.
 Encapsulated materials are environmentally certified and meet environmental requirements.

Red: AlInGaP
 Green: GaInN
 Blue: GaInN
 White: GaInN

Red R
 Green G
 Blue B
 White W

Auxiliary lighting
 Ambient lighting
 Architectural lighting
 Entertainment lighting



TYANSHINE 广州市添鑫光电有限公司
Guangzhou Tianxin Photoelectric Co., Ltd.

Forward Current	IF	R	1.5	A
		G	1.5	
		B	1.5	
		W	2.0	
Reverse Voltage	V _R	Not designed for reverse operation		V
Power Dissipation	P _D	R	4.2	W
		G	5.7	
		B	5.7	
		W	7.6	
Junction Temperature	T _j	R	115	
		G	150	
		B	150	
		W	150	
Electrostatic Discharge Threshold (ESD)	ESD	2000		V
Storage Temperature	T _{stg}	-20~+70		
Operation Temperature	T _{opr}	-30~+85		
<p>1.Specifications are subject to change without notice.</p> <p>2.The data on this specification is for reference only and the actual data is in accordance with the acknowledgment.</p> <p>3.Precautions for ESD: STATIC SHIELD Electricity and surge damages the LED. It is recommended to use a wrist band or anti-electrostatic glove when handling the LED. All devices, equipment and machinery must be properly grounded.</p>				
Part No.	TX-5060RGBW20FC120-NUVCNG-02AN	Spec No.	WKF-FC0029	Page 3 of 10

Luminous Flux	v	If=1.0A	R	80	—	110	Im
		If=1.0A	G	185	—	235	
		If=1.0A	B	30	—	40	
		If=1.0A	W	250	—	300	
Forward Voltage	V _f	If=1.2A	R	100	—	140	V
		If=1.5A	G	240	—	310	
		If=1.5A	B	50	—	60	
		If=1.5A	W	380	—	420	
		If=1.0A	R	1.8	—	2.6	
		If=1.0A	G	2.8	—	3.6	
		If=1.0A	B	2.8	—	3.6	
		If=1.0A	W	2.8	—	3.6	
		If=1.2A	R	2.0	—	2.8	
		If=1.5A	G	3.0	—	3.8	
		If=1.5A	B	3.0	—	3.8	
		If=1.5A	W	3.0	—	3.8	

D

A

A

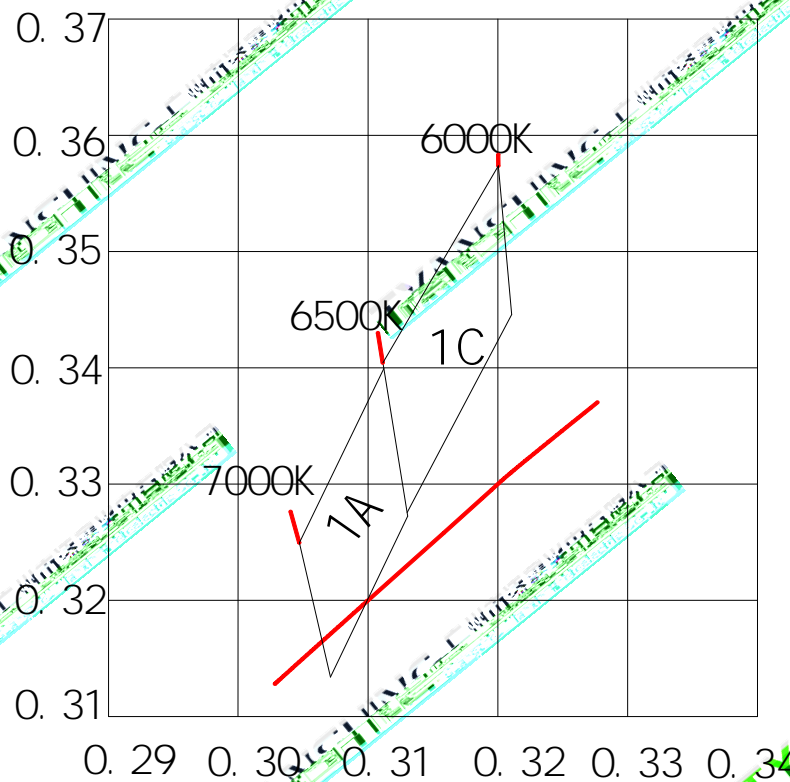
J

2

D

TYANSHINE
广州市添鑫光电有限公司
Guangzhou Tianxin Photoelectric Co., Ltd

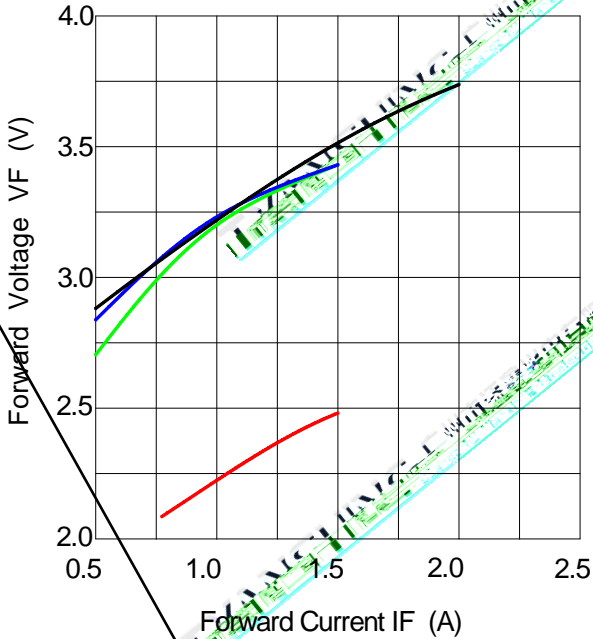
1. Luminous intensity is measured with a light sensor and filter combination that approximates the CIE eye-response curve.
2. $\theta_{1/2}$ is the off-axis angle at which the luminous intensity is half the axial luminous intensity.
3. Luminous flux measurement tolerance: $\pm 10\%$.
4. Forward voltage measurement tolerance: $\pm 3\%$.
5. Ra measurement tolerance: ± 2 .



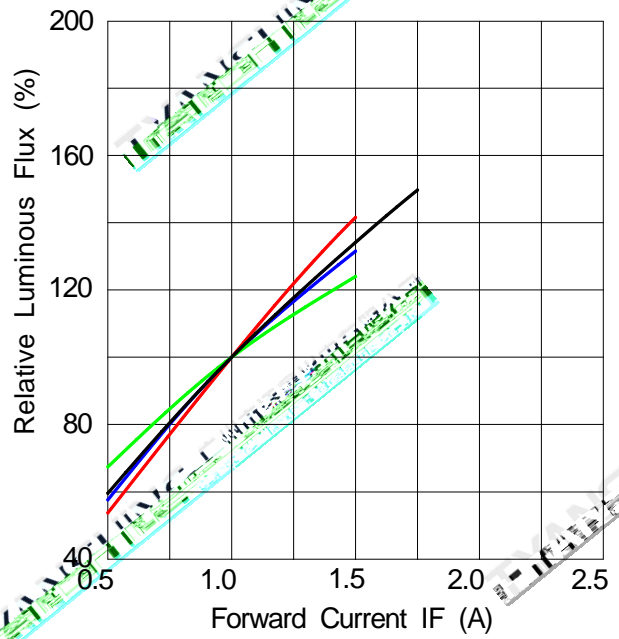
Region	CCT Range		X1	Y1	X2	Y2	X3	Y3	X4	Y4
	Min	Max								
1C	6000K	6500K	0.3211	0.3446	0.32	0.3574	0.3111	0.3404	0.313	0.3276
7A	6500K	7000K	0.3131	0.3272	0.3112	0.3399	0.3047	0.325	0.3071	0.3134

(25 Ambient Temperature Unless Otherwise Noted)

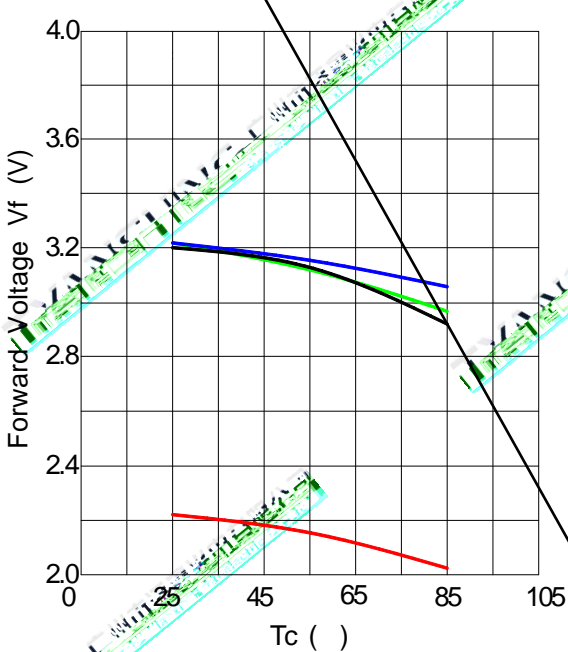
Forward Current VS. Relative Forward Voltage



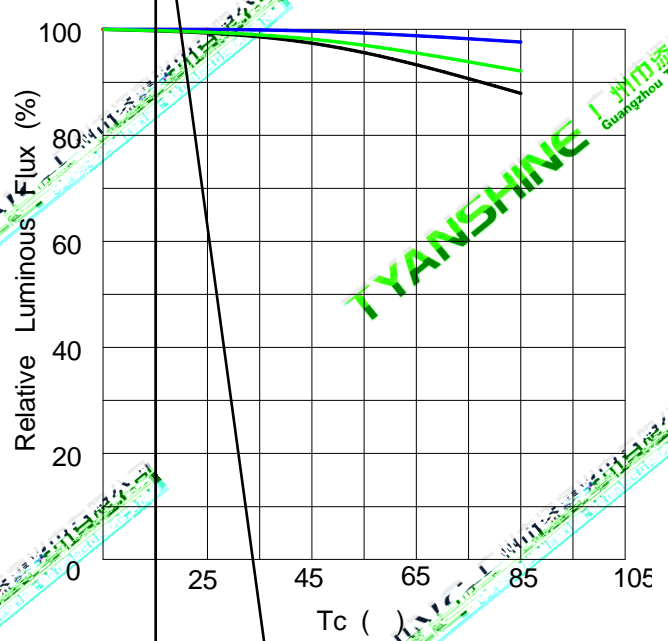
Forward Current VS. Relative Luminous Flux



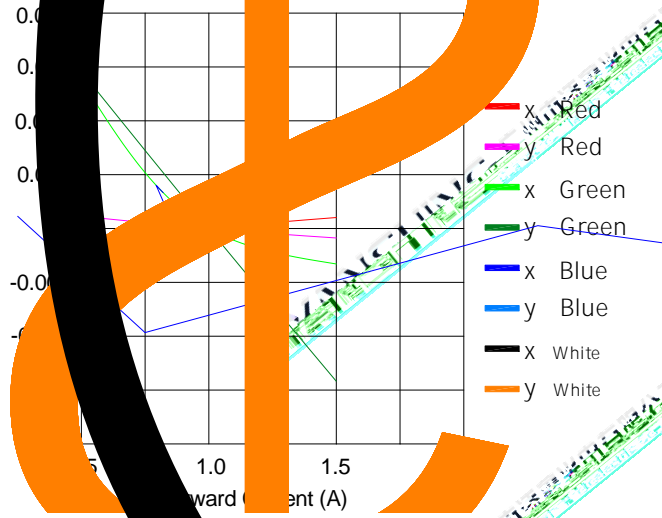
Temperature VS. Relative Luminous Flux (IF=1.0A)



Temperature VS. Forward Voltage (IF=1.0A)



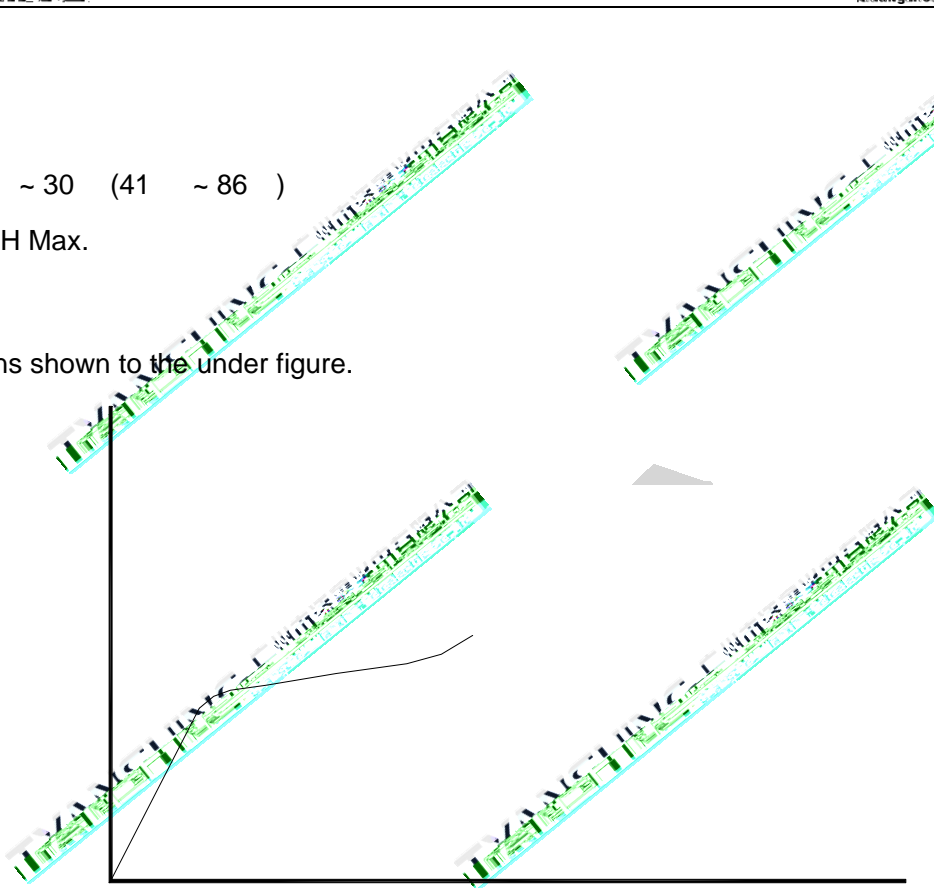
Relative Chromaticity VS. Current

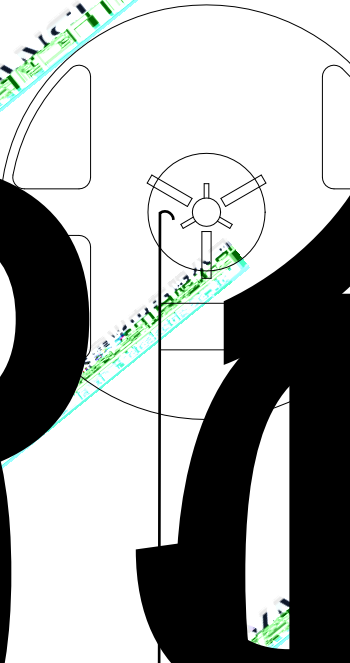
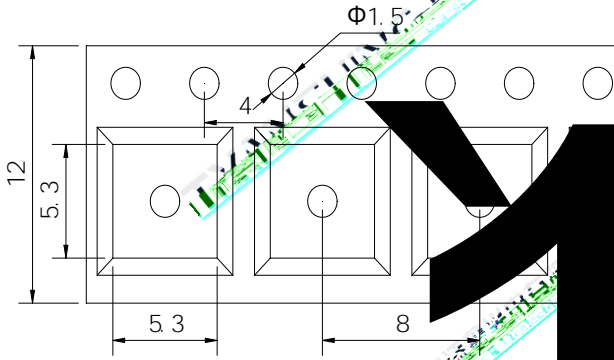


Temperature: 5 ~ 30 (41 ~ 86)

Humidity: 60% RH Max.

Use the conditions shown to the under figure.





1.0		-	2022/8/11